



PHYSIOCHEMICAL PROPERTIES OF MIXED TWIN CLAY DEPOSITS IN AWGBU USED FOR POTTERY AND POSSIBLE STRUCTURAL APPLICATIONS

O. Kalu^{1,*}, A. N. Amah² and I. M. Echi³

¹, DEPT. OF PHYSICS, MATERIAL SCIENCE DIVISION, FEDERAL UNIVERSITY, LAFIA, NASARAWA STATE, NIGERIA

^{2, 3}, DEPT. OF PHYSICS, MATERIAL SCIENCE SECTION, UNIV. OF AGRICULTURE, MAKURDI, BENUE STATE, NIGERIA

E-mail addresses: ¹ konyekachi@gmail.com, ² odunnze@gmail.com, ³ idugbae@gmail.com

ABSTRACT

The practice of mixing Asha clay and Ajagworo clay deposit at Ngene-Agu site in the ratio of 3:1 by Awgbu women for pottery business is investigated. Physical (Atterberg limits) properties, elemental content, compressive strength, water absorption and characterization for individual and mixed clays were carried out. The result obtained shows that between 700 °C and 1100 °C, the compressive strength of Asha clay and Ajagworo clay derived burnt bricks did not individually meet the Nigeria specifications for structural development, while that of the mixed clay derived burnt bricks satisfied the minimum strength requirement of 2.50 N/mm² at 1000 °C and above. The result also showed that the mixed clay derived burnt bricks has the least values for porosity of 0.568 and water absorption at varying temperatures. This has proved that the practice by Awgbu women of mixing Asha and Ajagworo in the ratio of 3:1 raised the compressive strength to 3.81 N/mm² and lowered the water absorption to a minimum value of 12.2%. This work has shown that the Awgbu mixed clay can be used for structural development in Anambara State and Nigeria.

Keywords: Awgbu mixed clay, Compressive strength, Water Absorption, Porosity and Structural development.

1. INTRODUCTION

One of the oldest and artificial building material for housing is the clay bricks [1], which are widely used because of their low cost, easy availability, good compressive strength, fire resistance, weather resistance, good sound and thermal insulation properties. In addition, their durability and aesthetic appeal contribute to its extensive application in both load bearing and non-load bearing structures with ease during construction [2]. Clays are products of intense chemical weathering of different rock types. The characteristics and properties of the resulting clay depend on the physiochemical factors dominating the environment of their formation [3].

In some part of Nigeria, traditional housing units are made of locally produced burnt bricks which can be produced on large scale and at a very cheaper rate than sandcrete blocks. Pottery business is also known to be a source of income for the rural women where

clay deposits exist [4 – 6]. For structural development, bricks are classified mainly by both the average or minimum compressive strength and the percentage water absorption [7–9]. According to this classification, required minimum compressive strength of bricks is 2.5 N/mm², while the water absorption should not exceed 20 %. However, some bricks fall short of these specifications either because of inherent properties or method of production.

Over the past fifteen years, the presence of mineral admixtures in construction materials has been observed to impart significant improvement on the strength, durability and workability of cementitious products [9 – 14]. For instance, Agbede and Joel [10] reported that the compressive strength and water absorption of burnt clay bricks attained a maximum value of 18.64 N/mm² and a minimum value of 14.8 % respectively at 2 % additive of rice husk ash (RHA) whose oxides of calcium and silicate improved the

inter particle bonding of the soil particles with better properties of the bricks [15].

In Benue State, North Central Nigeria, the floodplain soil deposits along the banks of major rivers and seasonal streams are sources of raw materials for the production of local burnt bricks for the construction of houses. This is evident from the obtained water absorption of 3 – 4 %, ignition loss of 31 – 36 % and compressive strength of between 38 – 111 N/mm² for Benue clays [16]. These parameters satisfy the requirements specified by relevant Nigerian Standards for burnt bricks [17] of which the minimum compressive strength of bricks for a building is 2.5 N/mm² with dimension 277mm × 100mm × 66mm [18].

The firing technique for burnt bricks requires the arrangement of the sun-dried bricks in tubular or pyramid-shaped heaps provided with several interconnected tunnels to allow for circulation of air and heat. The tunnels are then stuffed with dry wood which is the source of fuel and fire until the natural grey colour of the bricks turns red. Eighty percent (80%) of modern structures such as residential houses for family standard of three to four-bedroom bungalow in the state capital Makurdi have been constructed with these locally made burnt bricks at a cost savings of much as 30% as an alternative to cement blocks [19, 20].

The aesthetic nature of these structures requires no rendering and such houses constructed in the 1950s still stand the test of the time. These houses are reported to be cooler and more comfortable compared to the cement block equivalent because brick is a poor

conductor of heat. The walls of the houses are also fire resistant because of high temperature firing during production. Figures 1a and 1b shows a three bedroom bungalows constructed with the locally manufactured burnt bricks in Makurdi, one without rendering showing the aesthetic nature of the structure.

Awgbu town is in Orumba North Local Government Area of Anambra State, South East of Nigeria is located at latitude 6° 07' N and longitude 7° 06' E. The town has two types of clay deposits at Ngene – Agu site called *Asha* (ASH) and *Ajagworo* (AJA). The business of pottery making by Awgbu women is as old as Awgbu and flourished well until the late 1980s when lighter plastic containers took over. The method of preparing the clay and firing of the pots for pottery production is similar to the preparation and production of burnt clay bricks in Makurdi, however, the *Ajagworo* clay is used as an additive to *Asha* in the ratio of 1: 3 by the Awgbu women. This research investigates the effect of *Ajagworo* as an additive to *Asha* on the properties of the clay at varying temperatures. The result will also suggest the possible use of Awgbu clays for massive structural development in Anambra State.

2. MATERIALS AND METHODS

2.1 Materials

Twenty (20) kg each of *Asha*(ASH) and *Ajagworo* (AJA) clay sample from Awgbu town in Orumba North Local Government Area of Anambra State, located on latitude 6° 0.7 min North and longitude 7° 0.6 min in South East of Nigeria were dugged and collected using a digger and hoe respectively.



Figure 1: Three bedroom bungalows constructed with Makurdi local burnt bricks (a) without rendering; (b) with rendering

Other materials include the ASTM sieve number 40 (0.425 mm mesh diameter), the cast mold (150mm × 90mm × 80mm) and the Energy Dispersive X-ray Fluorescence Machine.

2.2 Methodology

About 8 kg each of *Asha* (ASH) and *Ajagworo* (AJA) clays obtained from Ngene – Agu site at the depths of 15 cm to 30 cm. Root remains and other materials were removed by sieving through ASTM sieve number 40 (0.425mm mesh diameter). About 3kg of the ASH clay and AJA clay mixture in the ratio 3:1 was obtained. The mixture of *Asha* and *Ajagworo* was tagged AASJ.

Particle size distributions, Atterberg limits, linear shrinkages and relative densities were determined for ASH, AJA, and AASJ respectively according to the standard procedures [21, 22]. Afterwards the soils were separately mixed thoroughly with water to a uniform consistency followed by molding of the bricks using a cast iron mold of 150mm × 90mm × 80mm dimensions and subsequently compressed locally using the wooden plank. The molded bricks were extruded by loosening the mold and carefully removing the bricks and left to dry for 14 days before analysis. The chemical composition of the elemental contents of the three categories of the clay soils at a raw state and at the three firing temperatures (700°C, 1000°C and 1100°C) were determined and measured from X-ray Fluorescence spectra analysis. The compressive strengths, cold water absorptions, bulk density and porosity test of the bricks were equally determined.

2.3 Compressive Strength

The result of the compressive test was performed with a maximum of 300 tones compressing testing machine at a progressive constant loading rate of 50 N/s. The load in Newton (N) at which the burnt bricks failed were noted and the maximum compressive strength (CS) for each sample of the brick was calculated using the relation as:

$$CS = \frac{MLF}{\text{contact area}} \quad N/mm^2 \quad (1)$$

Where MLF is the maximum load at failure

2.4 Water of Absorption

The percentage of cold water adsorption test for Awgbu clay samples was carried out after 24 hours

and the obtained results are being recorded. The adsorption of a material can be described as the increase in weight of a material due to moisture in the air. Three (3) samples of the burnt bricks with their considered ratios were weighed individually and recorded as M_1 , followed by immersion into the water for 24 hours and subsequently weighed as M_2 which is determined by the equation 2.0

$$\text{Water of absorption} = \frac{M_2 - M_1}{M_1} \times 100 \% \quad (2)$$

M_1 represents the weight of dried bricks before immersion while M_2 is the weight of bricks after 24 hours of immersion.

2.5 Porosity Test

The porosity test which is dependent on the bulk density, particle density and the porosity inclusive were obtained for the burnt bricks both at a raw state and fired state respectively. The durability of the burnt brick which is dependent on the bulk density (BD) has an influence on strength and water absorption, where the bulk density obtained for the bricks are given by the relation as:

$$BD = \frac{\text{mass of the brick}}{\text{dimensional volume of brick}} \left(\frac{kg}{m^3} \right) \quad (3)$$

The porosity of the brick sample was determined by immersing the bricks in a water bath maintained at 95 ± 5 °C and left for 24 hours after which the raw and fired bricks were removed in order to determine and record the masses of the brick samples before and after immersion using the equation 4.0

$$\text{Porosity} = \frac{M_1 - M_2}{\rho V} \times 100 \% \quad (4)$$

Where M_1 weight of dried bricks before immersion, M_2 weight of bricks after 24 hours of immersion, ρ is the density of water and the V volume of the brick samples

3. RESULTS AND DISCUSSION

3.1 Physical Properties

The results presented in Fig.2 represent the particle distributions of ASH, AJA, and AASJ respectively. The particle sizes distributions showed 40% clay, 25% silt, and 35% sand for each of the clay samples.

The content of sand from the particle size distribution for all the samples are of fine grains. The clay content of above 30% indicate the samples are suitable for clay burnt bricks [23]. However, *Asha* (ASH) showed finer clay and silt particles content than *Ajagworo*

(AJA) which can be attributed to the high amount of finer particle with high inter-particle packing.

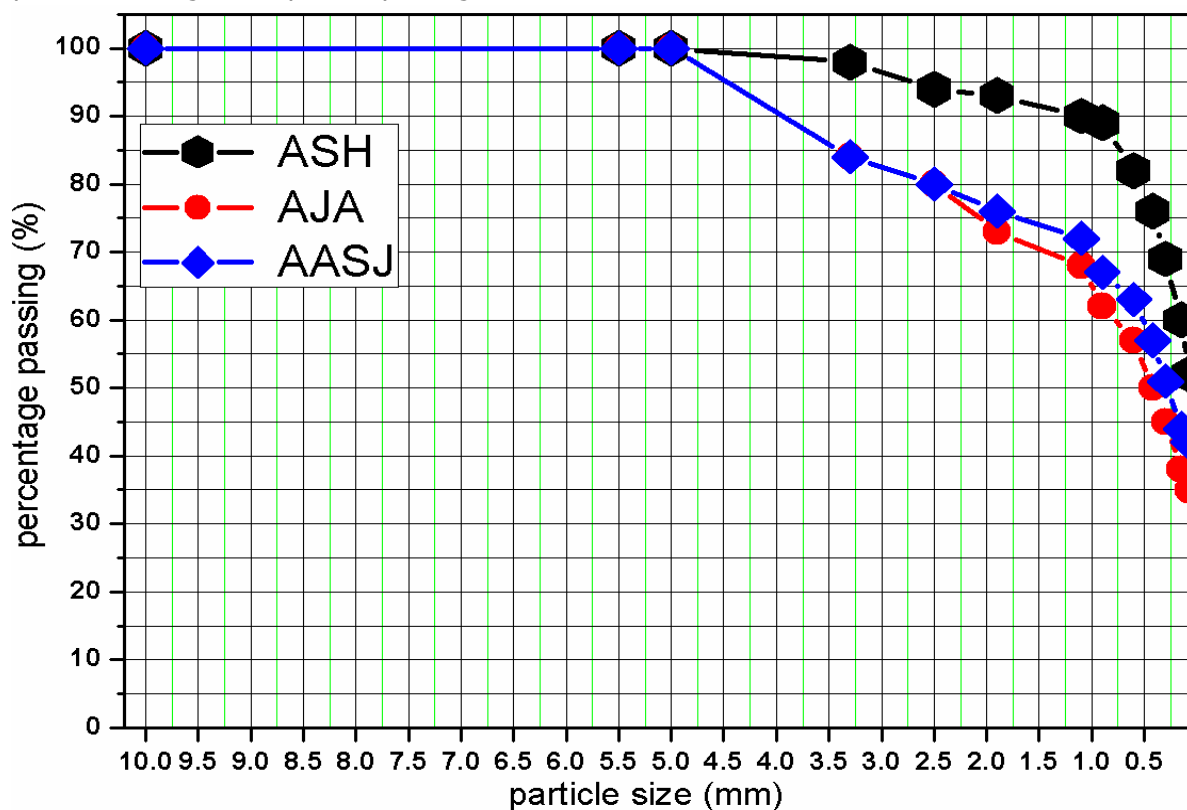


Figure 2: Particle distribution of Asha (ASH) Ajagworo (AJA) and Mixed (AASJ) clay

Table 1: Physical properties of the clays

PROPERTY	CLAY SAMPLES		
	ASH	AJA	AASJ
Liquid limit (%)	50.0	48.0	32.7
Plastic limit (%)	22.6	37.5	13.5
Plasticity index (%)	27.4	10.5	19.2
Linear Shrinkage (%)	8.6	12.1	15.0
Specific gravity	2.64	2.25	2.45

The Atterberg’s limits of each sample which represents the physical properties of the samples under investigation are shown in Table 1. From the values in Table 1, it is evident that the addition of AJA to ASH led to decrease in silt and clay fractions in AASJ sample by forming a coarser material with a larger surface area which requires more water. This condition still favours good compaction due to the high fraction of 40 % clay and 35 % sand content with finer particles which is traceable to the values of the liquid limit and plastic limit of 32.7% and 13.5 % respectively for AASJ sample as a clay-sand-silty soil sample. The plasticity index which varied from 10.5 % to 27.4 % with AASJ sample at about 19 % (medium plasticity index) indicates particle size distribution of clay above 30 %

with improved plasticity and densification of the soil [24].

The increase in linear shrinkage from 8.6 % to 15 % for AASJ sample which may be troublesome can be attributed to the coarse texture from the addition of AJA into the ASH sample, however the value falls within the range of 4% to 25 % maximum [25] since the medium plasticity index value of 19 % for AASJ sample implies the ratio of 3:1 will help with shrinkage problem at low volume changes from the bricks manufactured using these soil [26]. The reduction in the specific gravity from 2.64 to 2.45 may be the consequence of the admixture of AJA to ASH sample which is connected to the effect of organic matter in the collected samples. However, the specific gravity value of 2.45 for AASJ sample is slightly lower compared to the normal range of 2.55 to 2.88 [27] may be associated with the compaction nature of the AASJ sample.

3.2 Element Composition Analysis from XRF

In the XRF measurement both for the raw and fired samples, three predominant oxides namely Al₂O₃, SiO₃, and Fe₂O₃ were detected as shown in Table 2. The effect of firing temperatures with respect to the oxides

from the elemental content on the three clay soil types was investigated.

It was noticed that each clay sample contained 13 oxides of elements except for AJA sample, where Na₂O surfaced at 1000 °C and 1100° C. The three predominant oxides in the order SiO₃ > Al₂O₃ > Fe₂O₃, constitute 95% of the entire content while the remaining ten oxides account for the remaining 5%.

At higher temperatures, the reactions between SiO₃ and Al₂O₃ results in the formation of kaolin, a cementitious substance responsible for the strength of the bricks [10]. However, the percentage contents of Al₂O₃ and SiO₃ were directly and inversely proportional to increase in firing temperature for AASJ sample. Report from literature confirms that MgO, CaO, Na₂O, and K₂O at fired temperatures reduce refractoriness of bricks, however, Silica (SiO₃) also reduces refractoriness and crushing strengths of the bricks [22]. This explains the improved compressive strength from 2.50 N/mm² to 3.81 N/mm² of the mixed clay (AASJ) at higher temperatures of 1000°C and 1100°C due to complicated chemical reaction which forms a silicate of the respective oxides with very small progressive decrease in SiO₃, MgO, CaO and Na₂O in Table 2.

Furthermore, variation in the colour alteration of the bricks are shown in Table 3. The brick samples respectively were fired respectively from 700°C to 1100°C with no indication of crack, however the colour

changed from cream to pink and finally brown with increase in firing temperature. These implies the variation of percentage content of Fe₂O₃ at different temperature and the brown colour signified the oxidation of iron III (Fe₂O₃) into iron II (FeO₄) at higher temperatures which induce colour changes and reduces fusion temperature in bricks.

The recorded results from the compressive strength of the fired bricks from 700 °C, 1000 °C and finally 1100 °C generally increased with increase in firing temperatures. The obtained values which varied from 0.94 N/mm² to 1.73 N/mm², 0.83 N/mm² to 2.42 N/mm² and 1.70 N/mm² to 3.81 N/mm² for ASH, AJA and AASJ samples respectively could be due to the mineral content of the soil. The resulting improved compressive strength of the burnt bricks may be linked to the chemical reaction and vitrification process when subjected to higher temperatures [28]. For the mixed clay which is the (AASJ) sample, the compressive strength obtained at the different firing temperatures were 1.70 N/mm², 2.50 N/mm² and 3.81 N/mm² as shown in Fig.3 are within the British Standard (BS: 1976) specification of 2.75 N/mm² and 1.38 N/mm² for bricks use for two storey buildings and non -load bearing walls respectively. Therefore, this range is within the accepted Nigerian standard for burnt bricks at a minimum compressive strength of 2.50 N/mm² [17].

Table 2: Elemental contents of the ASH, AJA and AAJS clays from room to fired temperatures

Oxides of elements (w %)	ASH				AJA				AASJ			
	Raw	700°C	1000°C	1100°C	Raw	700°C	1000°C	1100°C	Raw	700°C	1000°C	1100°C
Na ₂ O	0.000	0.0000	0.000	0.000	0.0000	0.0000	0.114	0.042	0.000	0.000	0.000	0.000
MgO	0.718	1.337	1.120	0.816	5.584	5.958	6.046	6.111	2.567	2.407	2.135	1.845
Al ₂ O ₃	18.900	28.793	25.670	24.495	16.510	17.772	18.010	19.473	24.352	23.855	24.774	26.064
SiO ₃	55.416	54.670	55.440	56.608	61.609	61.980	61.325	59.798	58.860	58.170	57.441	56.333
SO ₃	0.418	0.301	0.338	0.340	0.409	0.526	0.538	0.546	0.297	0.298	0.321	0.332
Cl	0.011	0.016	0.020	0.023	0.029	0.028	0.076	0.095	0.011	0.030	0.013	0.010
K ₂ O	0.735	0.502	0.574	0.622	0.749	0.710	0.705	0.702	0.566	0.564	0.568	0.5470
CaO	0.191	0.145	0.165	0.169	0.880	0.822	0.841	0.852	0.303	0.326	0.314	0.312
TiO ₂	2.990	1.924	2.200	2.386	1.950	1.828	1.772	1.683	2.003	2.087	2.173	2.195
Cr ₂ O ₃	0.061	0.034	0.046	0.049	0.032	0.0269	0.031	0.033	0.029	0.032	0.033	0.033
Mn ₂ O ₃	0.057	0.035	0.039	0.041	0.269	0.309	0.252	0.239	0.106	0.113	0.125	0.132
Fe ₂ O ₃	20.455	12.221	14.359	14.365	11.926	9.996	10.251	10.479	10.884	12.097	12.063	12.096
ZnO	0.017	0.0009	0.011	0.012	0.028	0.025	0.021	0.018	0.008	0.009	0.011	0.012
SrO	0.031	0.013	0.016	0.014	0.026	0.019	0.019	0.019	0.013	0.011	0.017	0.020

Table 3: Colour variation at different firing temperatures

Sample	Raw	700° C	1000°C	1100°C
ASH	Ash	Cream	Pink	Brown
AJA	Grey	Cream	Pink	Brown

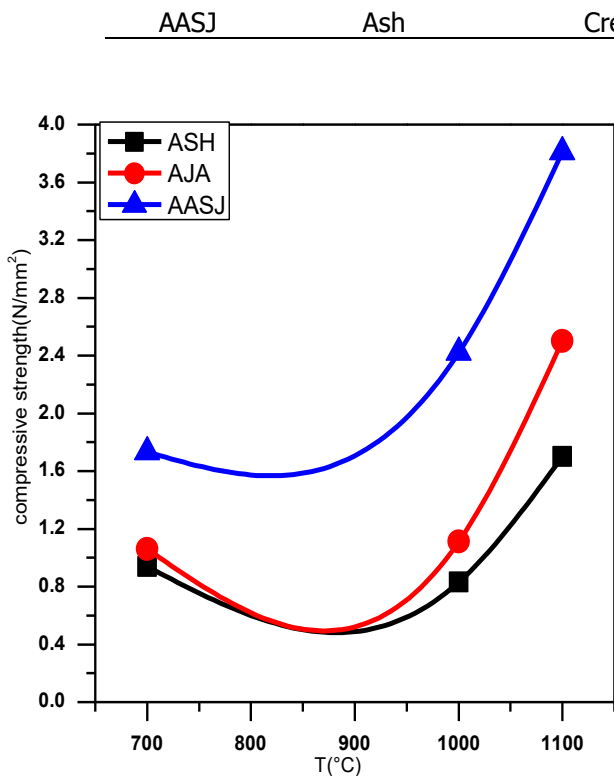


Figure 3: Effect of firing temperature on the compressive strength of brick samples

Table 4: Coldwater absorption of ASH, AJA, and AASJ at different firing temperatures

Sample	700 °C	1000 °C	1100 °C
ASH	20.60	18.20	17.40
AJA	20.90	17.80	14.60
AASJ	16.50	14.80	12.20

Generally, all the brunt bricks produce from the clay samples showed a remarkable decrease in water

absorption at the firing temperature of 700 °C, 1000 °C and 1100 °C as shown in Fig. 4a. The decrease in water of absorption could be associated with the soil sample and the manufacturing process. For instance, during extrusion process manufactured bricks are denser with smaller voids hence absorbs less water. The obtained water absorption values reduced from 20.60 % to 17.40 %, 20.90 % to 14.60 %, and 16.50 % to 12.20 %, for ASH, AJA and AASJ clay burnt brick respectively as the firing temperature increased. The cold water absorption test for Awgbu clay gave minimum value of 12.2% for the burnt brick from AASJ sample which is within the limit less than 20 % by weight for building with burnt bricks as the acceptable standard for burnt bricks production [29]. Also, the formation of a glassy phase which begins at about 900°C could be attributed to decrease in pores sizes and water absorption of the burnt bricks [30, 31].

The water of absorption for the burnt bricks in Fig. 4b revealed that the ASSJ sample had the lowest percentage of water absorption summation of about 43.5 % compared to the other samples. This validates the description of its plasticity index at 19 % as "medium plasticity" due to the addition of AJA as an additive to ASH sample which improved the drying strength of the AASJ clay with reduced problem of fabrication, drying and shrinkage of the manufactured brick [25,32]

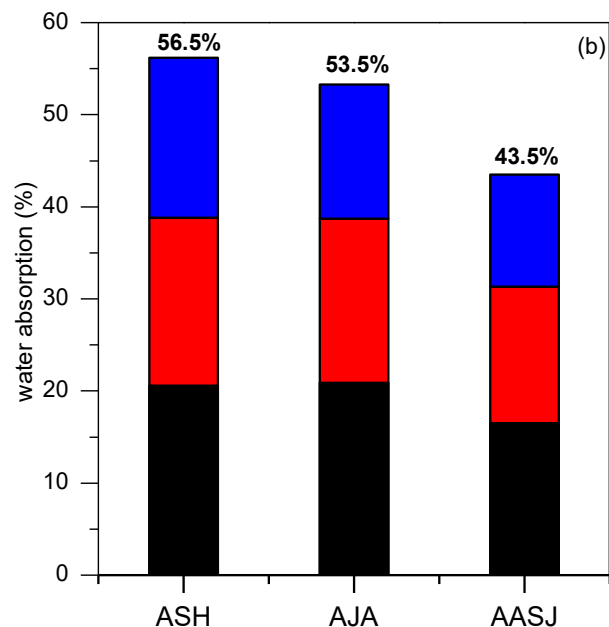
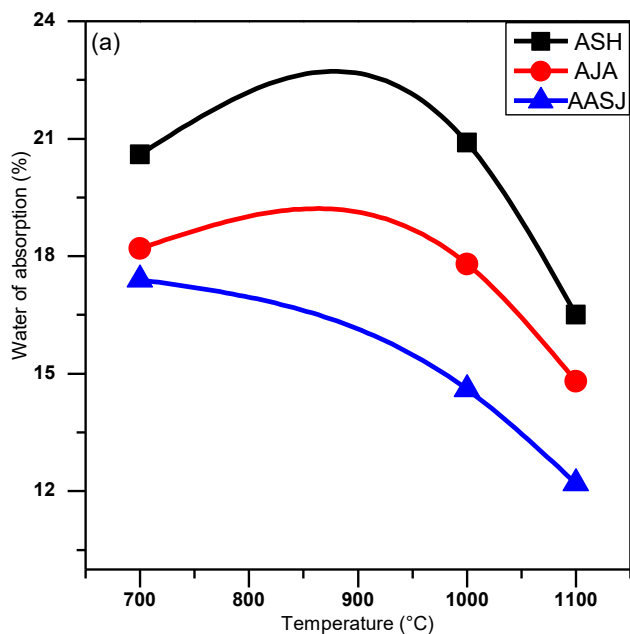


Figure 4: (a) Effect of firing temperature on water absorption and (b) summation of water of absorption for ASH, AJA and AASJ burnt bricks at vary temperatures

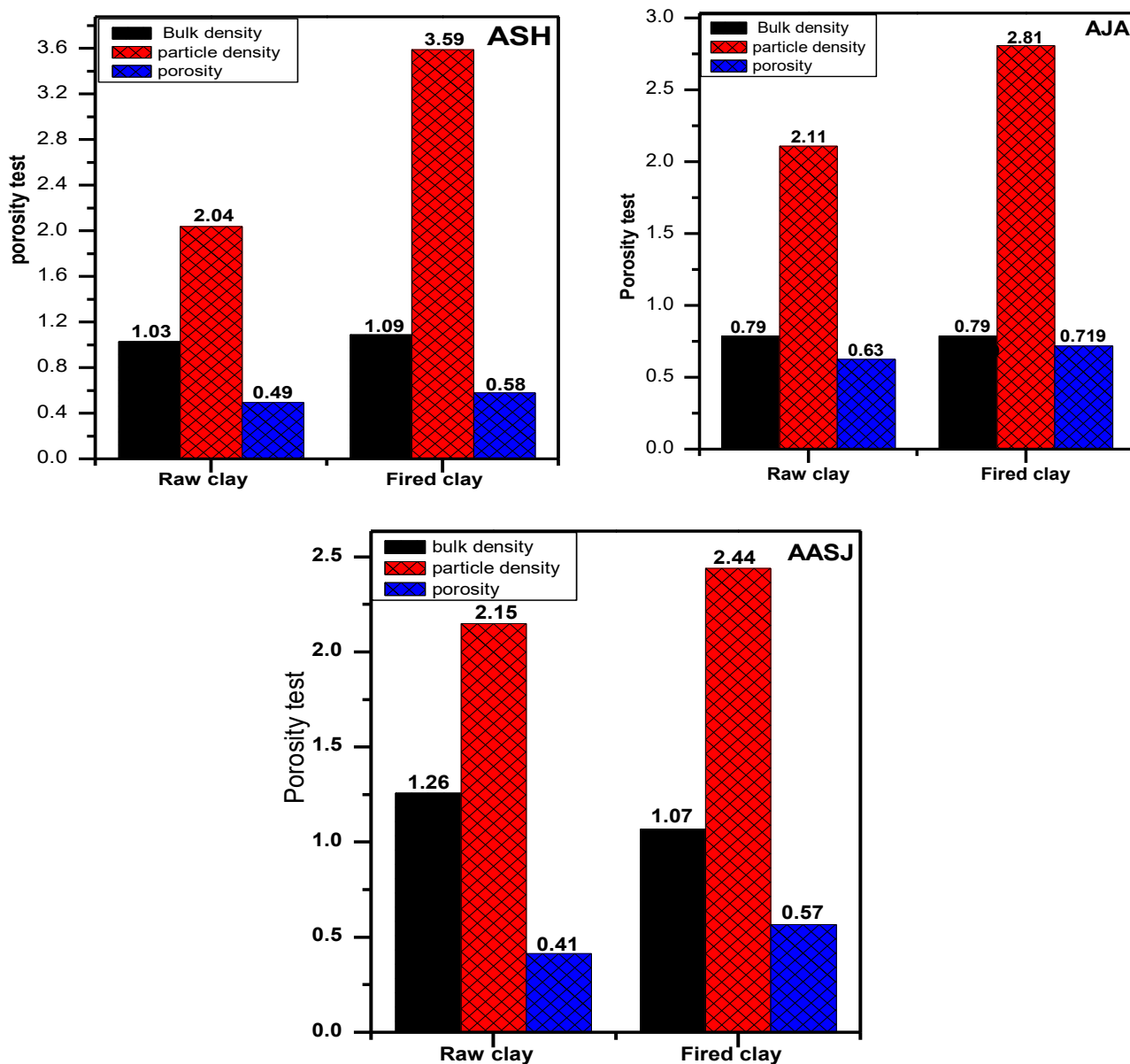


Figure 5: Summary on bulk density, particle density and porosity (a) ASH, (b) AJA, (c) AASJ at a raw state and fired state of 11000 °C.

For the raw state of the burnt bricks, an increase in bulk density was noticed from 1.03 kg/m^3 to 1.26 kg/m^3 in Fig. 5(a-c). This indicates increase in strength and decrease water absorption upon addition of AJA sample as an additive to ASH sample which reduces the pore size, with high inter particle packing of the ASSJ sample, hence an indicator desirable for brick quality [33, 34]. However, for the fired clay samples an opposite trend was observed with a slight decrease for AASJ sample from 1.09 kg/m^3 to 1.07 kg/m^3 . This may be associated with the addition of AJA sample whose bulk density value is constant for both the raw and fired state as an additive, lack of

good compactness in the process of forming which may have created voids in the bricks extruded thereby reducing the bulk density and the thermal transformation into other phases when subjected to heating as a function of contact with impurities, microbes and chemicals [35]. Although the decrease in water absorption value which ensures a decrease in pore sizes indicates a good quality brick for AASJ sample and its possible application to structural development.

The particle density for both raw and fired clay sample increased and decrease for ASH, AJA and AASJ sample respectively. The value from the raw state samples

increased from 2.04 kg/m^3 to 2.15 kg/m^3 for AASJ sample which may be connected to the larger pore size after the addition of AJA which reduce the finer clay and silt particle of the ASH sample, however the fired clay value decreased from 3.59 kg/m^3 to 2.44 kg/m^3 . The decrease in particle density may be the presence of organic matter which burnt off during the firing process and the decrease shows a potential use of the fired clay bricks as light -weight building materials [36]. The percentage porosity for the raw and fired samples indicated that AASJ had the lowest values of 0.414 and 0.568 percent respectively as shown in Fig. 5(a-c). The decrease in porosity may be linked to the organic matter content which increase vitrification and subsequently the closure of smaller pores with enhanced atomic bonding between particles by solid state diffusion that reduced porosity within the microstructures [37]. This suggests that the reduction in porosity which is below the 0.51 and 0.58 specification of the Institute of Science and Technology for ceramics and bricks respectively [2] enhanced and increased the compressive strength which minimized the intrusion of water since high porosity value encourages high water absorption which is not desirable in terms of durability and quality of bricks [31].

4. CONCLUSION

This work has confirmed that bricks for building can be produced by mixing the Agbwo clay samples at an appropriate ratio. *Asha clay* and *Ajagworo clay* separately did not meet the minimum compressive strength of 2.5 N/mm^2 of the Nigerian standard owing to their high porosity values of 0.58 and 0.72 respectively. The water of absorption values for all samples also falls within the stipulated limit of less the 20 % for brick production, but with the addition of an additive the ASSJ samples became stabilized with a minimum value of 12 % with an improved compressive strength of 3.81 N/mm^2 . Therefore, the practice by Awgbu women of mixing *Asha clay* and *Ajagworo clay* in the ratio 3: 1 has proved not to be a futile effort because this has raised the compressive strength and lowered the water absorption to the accepted standard for burnt bricks in Nigeria. This work has also shown that the Awgbu mixed clay can be used for structural development in Anambra state just like what is going on in Makurdi, Benue State.

5. REFERENCES

- [1] Hendry, A. W. *Reinforced and Pre-stressed Concrete*. Longman Scientific and Technical. John Wiley and Sons, New York, 1991.
- [2] Akankpo, A. O., Stephen, J.O. "Investigation on the physical properties of Uruan clay soil used for manufacturing of burnt bricks", *Advances in physics theories and application*, Vol. 53, 2224-719x, 2016.
- [3] Ushie, F. A., Anike, O. L. "Utilization of Lateritic Clays for Burnt Bricks and other Earthenwares in Obudu Area, S. S. Nigeria", *Scientia Africana*, 9(2), 59 – 67, 2010.
- [4] Edem, E. P., "Implication of early Pottery Practice by Women in Nigeria: A Focus on women pottery practice in Akwa-Ibikom State" *International journal of Scientific and Research Publications*, Vol.69, 2016, 760-764.
- [5] Okpoko, A. I., "Pottery making in Igboland, Eastern Nigeria, An Ethno archaeological study" *Proceedings of Prehistoric society*, 53, 445-455, 1987.
- [6] Chukwu, G. *Igbo Women and Economic Transformation in Southeastern Nigeria, 1900-1960*, Routledge, New York, 2005.
- [7] BDS – Brick Development Association, *Bricks, Their Properties, and Use*. Construction Press Limited, 1974.
- [8] IS 1077, Indian Standard: *Common Burnt Clay Building Bricks – Specification*. 5th Edition. BIS: New Delhi, 1992.
- [9] Ibanga, E. J., Ahmed, A. D. "Influence of Particle Size and Firing Temperature on Burnt Properties of Rice/Clay Mix", *Pacific Journal of Science and Technology*. 8(2), 267 – 271, 2007.
- [10] Agbede, I. O., Joel, M. "Effect of Rice Husk Ash (RHA) on the Properties of Ibaji Burnt Clay Bricks", *American Journal of Scientific and Industrial Research*. 2(4), 674 – 677, 2011.
- [11] Oyekan, G. L., and Kamiyo, O. M. "A solution on the Engineering Properties of Sandcrete Blocks produced with Rice Husk Ash blended Cement", *Journal of Engineering and Technology Research*, Vol. 3(3), Pp. 88 – 98, 2011.
- [12] Falade, F. "The use of Ground Broken Bottles as Partial Replacement of Cement in Concrete", *Proceedings of Fourth International Conference on Structural Engineering Analysis and Modelling*, Ghana, pp. 473 – 486, 1997.
- [13] Mental, P. Q., "Mineral Admixtures for Concrete – An Overview of Recent Developments. In: *Advances in Cement and Concrete. Proceedings of Engineering Foundation Conference*",

- University of New Hampshire, Durham, Pp. 243 – 256.1994.
- [14] Okongwu, D. A. "Effect of Additive on the Burnt Properties of Clay Bricks" *Ceramic Bulletin*, 67(8), 1409 – 1411, 1988.
- [15] Sutas, J., Mana, A., Pitak, L. "Effect of Rice Husk and Rice Husk Ash to properties of Bricks", *Procedia Engineering*, 32, 1061-1067, 2012.
- [16] Tse, A. C. "Suitability of Flood Plain Deposits for the Production of Burnt Bricks in Parts of Benue State, Central Nigeria", *Geoscience*, 2(2), 1 – 6. DOI: 10.5923/j.geo.20120202.01, 2012.
- [17] Nigeria Standard Organization: Nigerian Institute of Standards (NIS). *Specification for Burnt clay building units*, 74, UDC 624 0128, 1976.
- [18] Dignyhan, N. N.: Characterization of Clay deposits from Kaura Namoda (Yankaba), Zamfara State, Nigeria. M.Sc. Thesis, Department of Physics University of Agriculture, Makurdi. Benue State, Nigerian 2014.
- [19] Mesida, E. A. "Utilisation of some lateritic clays for burnt bricks", *Journal of Mining and Geology*, Vol. 15,2, 108-114, 1978.
- [20] Rahma, M. A. "Properties of clay-sand-rice-husk ash mixed bricks", *International Journal of Cement Composites and Light weight concrete*, 9, 2, 105-108,1987.
- [21] British Standards Institute (BSI): *British Standard Methods of Test for Soils for Civil Engineering Purposes*. BS 1377; Part 2, p.61, 1990.
- [22] Amah, A. N., and Kur, A. "Chemophysical Characterization of Clay Soil used for locally manufactured Burnt Bricks in Makurdi, Benue State, Nigeria", *Journal of Engineering and Applied Sciences*. Vol. 7, No. 1 and 2, pp. 93 – 95; 2011.
- [23] Sowers, G. B., Sowers, G. F. *Introductory Soil Mechanics and Foundation. Geotechnical Engineering*, 4th Edition Macmillan, New York, 1979.
- [24] Ngedu, A. M., Nwakonobi, T. U., "Evaluation of Properties of Makurdi Laterite-clay Rice-husk Ash Bricks for pavements", *Civil and Environmental research*, 7, 11, 2015,
- [25] Fromme, R., "Basic Notes on Clays and Clay bodies. In: *Glaze and Clay Tutorial 2'*. [http://Cator.hsc.edu/~kmd/cavenman/projects/pottery/basic clay.html](http://Cator.hsc.edu/~kmd/cavenman/projects/pottery/basic%20clay.html). Retrieved ,October, 23, 2018.
- [26] Orts M. J. Escardino A. Amoro´s J. L. Negre, F. "Microstructural changes during firing of stoneware floor tiles", *Applied Clay Science*, 8, p.193–205, 1993
- [27] Bowels, J. E., *Physical and Geotechnical properties of soils*, Mc Graw-Hill, New York, 1979.
- [28] Tsega, E., Mosisa, A. Fufa, F. "Effect of firing time and temperature on Physical Properties of fired clay bricks", *America Journal of Civil Engineering*, 5, 1, 2017, 21-26.
- [29] Rajput, R. K. *Engineering Materilas*, S. Chand and Company Limited, New Delhi, Indian, 2006.
- [30] Cultrone G. Sebastián E. Elert K. de la Torre M. J. Cazalla O. Rodríguez-Navarro C., "Influence of mineralogy and firing temperature on the porosity of bricks", *Journal of the European Ceramic Society*, 24, p.547-564, 2004.
- [31] Adjei, H. D.: Durability of locally produced burnt bricks, M.Sc. Thesis, Department of Materials Engineering, Kwame Nkrumah University of Science and Technology, Ghana, 2014.
- [32] Lakho, N. A., Zardari, M. A., "Structural properties of Baked clay bricks fired with alternative Fuels" *Engineering*, 8, 676-683, 2016.
- [33] Nwobodo C. S. Davies T. J. "The effect of apparent porosity on the modulus of rupture of alumina-chromia refractory matrix", *A Paper Presented at FUTO 2000, Annual Conference of NAMMES.*, p.8, 2000.
- [34] Weng C. H., Lin D. F., Chiang P. C. "Utilization of sludge as brick materials", *Advance. Environment Research*, 7, p.697-685, 2003.
- [35] Lee S, King, K. J., Lee, H. L, Moon, H. S., "Electron-Beam-Induced phase transformations from Metakaolinite to Mullite Investigated by EF-TEM and HRTEM", *Journal of America. Ceramics. Society*, 84, p. 2096-2099, 2001.
- [36] Kadir, A. A., Mohajerani, A., "Physical and Mechanical properties of fired clay bricks incorporated with cigarette butts. Comparison between slow and fast heating rates" *Applied Mechanics and Materials*, 421, 201-204, 2013.
- [37] Kim, J., Dong, H. Seabaugh, J. Newell, S.W., Elbert, D. D., "Role of Microbes in the smectite-to-Illite reaction", *Science*, 303, p. 830-832, 2004.