



Editor's Note

CONCLUSION OF VOLUME 37, ISSUES 1 TO 4, 2018

Dear Readers,

We conclude the 2018 edition (Vol. 37) in a grand style.

Firstly, in this year, we have the most dispersed issues in NIJOTECH as it pertains to number of authors, institutional affiliation of authors and diversity of topics. We had 442 authors in one year distributed amongst 186 institutional affiliations. No other issue has attained this.

A unique peculiarity of this particular issue, (Vol. 37, Number 4 of October 2018) is that articles in section B were so many, and section A so few that one wondered if Civil Engineering research were dwindling. Not at all, it is a mere coincidence that Section B alone has more than 40% of the total number of articles. Even at that, several articles were rescheduled for January 2019 issue in order to limit the size of this publication. Remarkably too, there is no single-authored article in this issue.

Popular opinion is asking that we increase the publication frequency to every two months instead of three. They argue that authors will have a wider chance of choosing issues to publish in. While that is good and will bring more articles to the journal, the review pace will need to be hastened up as this is one procedure that enjoys a very fuzzy control. Many

of our best reviewers are becoming busier, occupying administrative positions as they get promoted. For nearly every 10 reviews sent out, seven reminders had to be written before reviews are done. Just this year, about sixteen of our topmost reviewers told me that they have been promoted to professional cadre. This is a very welcome development that now forces us to expand our editorial scope.

What is your opinion? Do we rework our issues to become six per year? Before you say "YES", please let us know how you can help in speeding up the article review process. E-mail me on nijo.tech@unn.edu.ng. As usual, the editorial board will have the final say.

Table 1 below shows our article statistics for the year ending 2018 publications. Charts shown in Figures 1 to 3 are self-explanatory and provide more details for different issues. Thanks for being a part of our success story.

Nsukka, October 01, 2018

**Engr. Prof. Emeka S. Obe,
Editor and Journal Manager**

Table 1: Article statistics for 2018

ANNUAL STATS (between October 1, 2017 – September 30, 2018)

S/N		Section A	Section B	Section C	Section D	TOTALS
1.	Number of Articles Received	79	102	93	82	356
2.	Number of Articles Accepted	39	46	42	32	159
3.	Number of Articles Published	36	46	41	32	155
4.	Number of Pages	277	368	311	228	1184
5.	Number of Authors	94	135	121	92	442
6.	Number of Authors Affiliations	32	48	42	24	146
7.	Acceptance Rate (%)	49.3%	45.1%	45.2%	39.0%	44.63% (AVERAGE)
8.	Average Time of Article Review (months)	2.8	2.4	2.5	2.5	2.55 (AVERAGE)

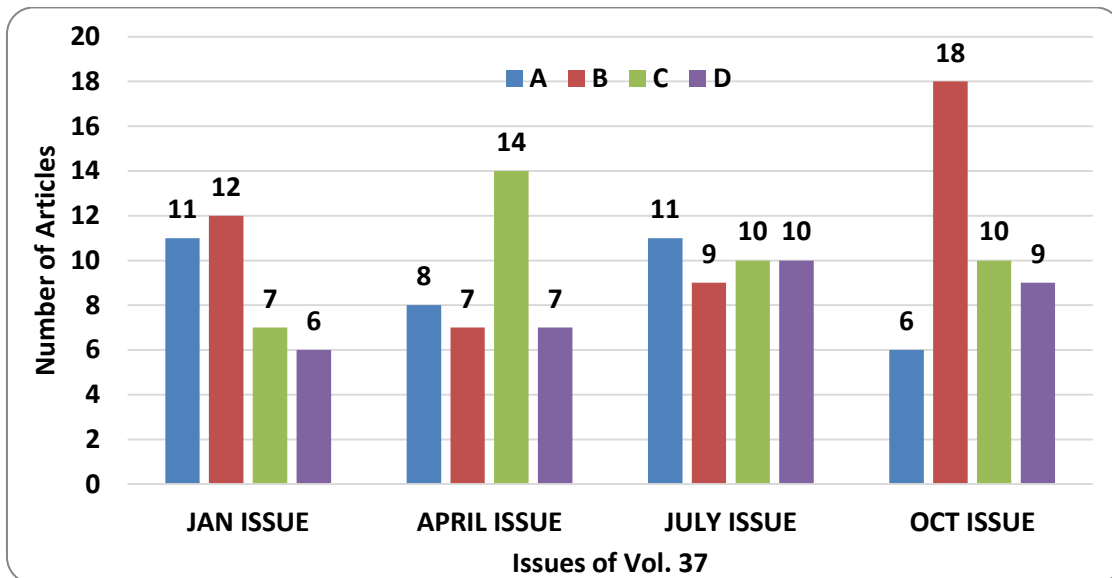


Figure 1: Article numbers by sets and issues

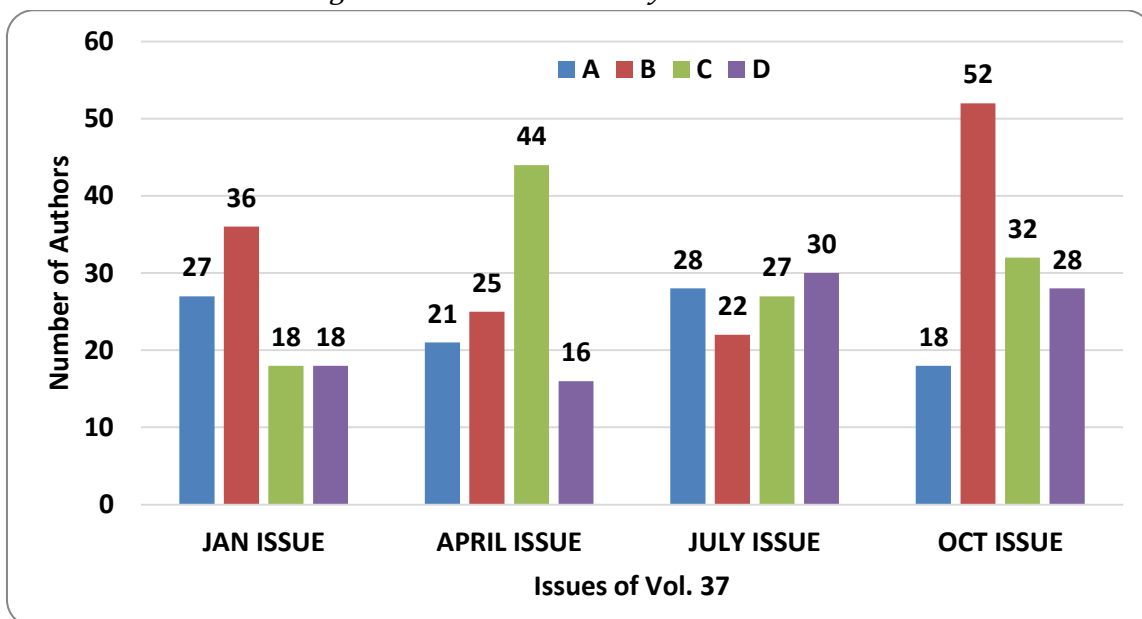


Figure 2: Number of authors by sets and issues

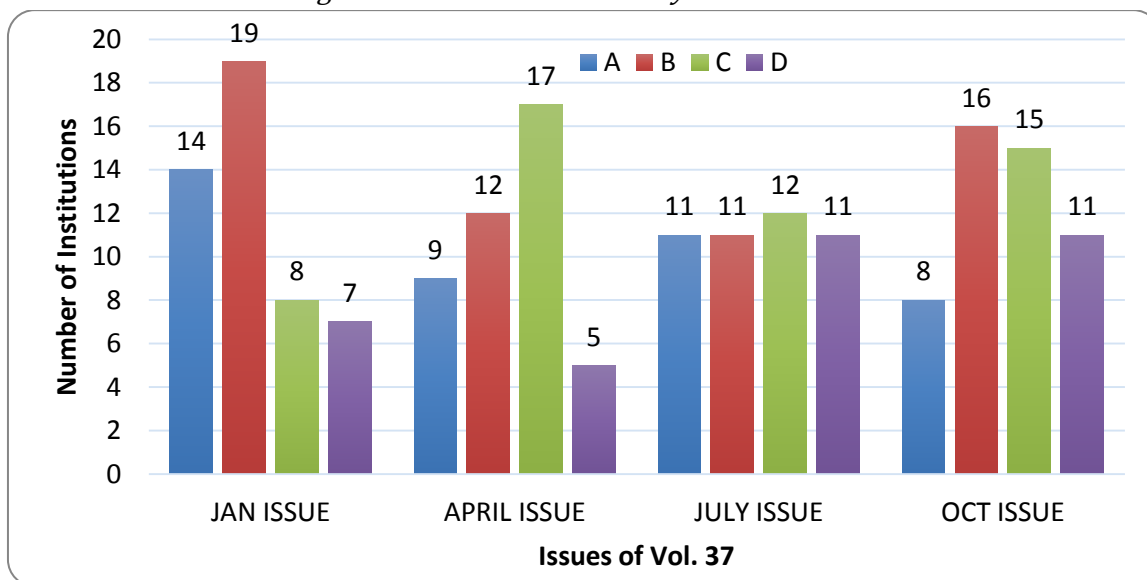


Figure 3: Number of authors' affiliations (institutions) by sets and issues